

INSTALLATION GUIDE

DeskCamera



Table of Content

| | |
|---------------------------------------|---|
| Overview | 2 |
| Copyright, Trademarks and Disclaimers | 2 |
| Licensing | 2 |
| Design | 3 |
| System Requirements | 3 |
| Installation | 3 |
| Troubleshooting | 6 |

Overview

DeskCamera - is a software solution for PC surveillance. The software allows to stream a PC desktop and webcam via the RTSP and ONVIF protocol. A workstation on which DeskCamera has been installed acts like an IP camera and streams it's screen and webcam to VMS/NVR systems.

Copyright, Trademarks and Disclaimers

Using the software user agrees with DeskCamera software [EULA](#)

Licensing

DeskCamera software uses PC-based, hardware-tied licenses.

A license must be activated via the Internet, or manual/offline activation must be performed.

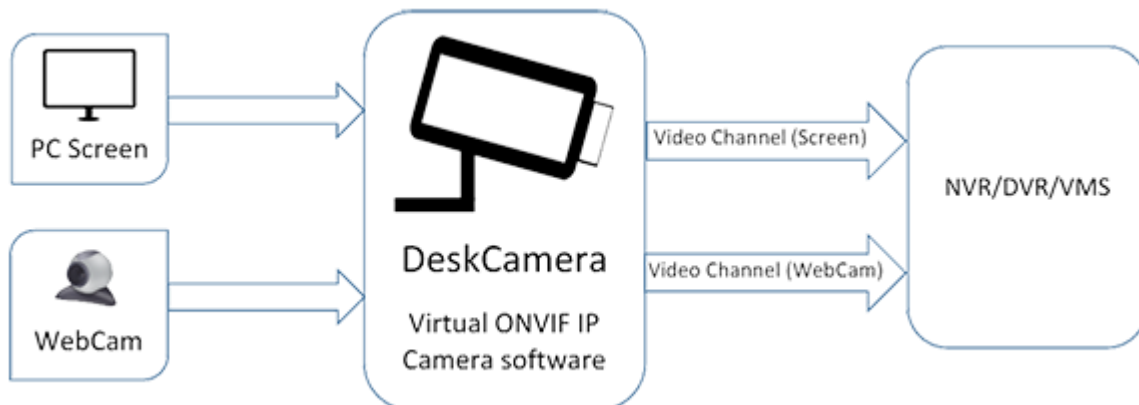
Once the license is activated, it is tied to the PC hardware. User may use the same license after reinstalling DeskCamera or Windows; however, User must purchase a new license to use the software on a new PC or request a license transfer to another PC.

A license transfer to another PC is free during the first 6 month since the license was activated first time. If the period since the license get activated is more then 6 month - a user may request a paid transfer. In case of the paid transfer we will void the old license and provide a replacement license with 50% discount.

Two kinds of licenses are available:

- *Trial, with watermark on the video feed and a 15-day demo period starting from the activation date. The user may request as many trial licenses as necessary for use on different PCs on the user's network.*
- *Commercial, with unlimited period and no watermark. Software updates are free during the all period of a License*

Design



System Requirements

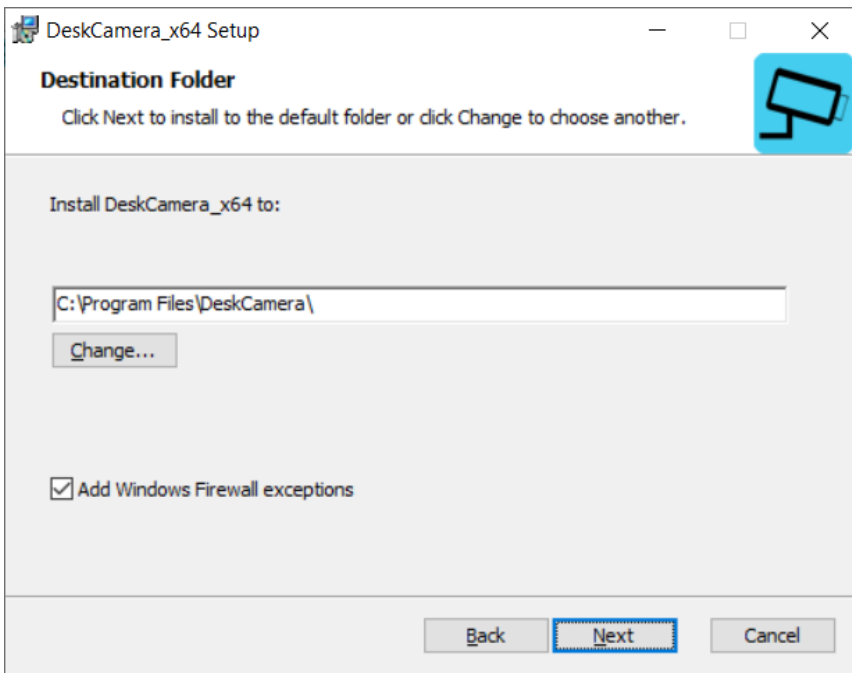
- x64 or x86 OS starting from Windows 7 and above
- .NET Framework 4.5
- Microsoft Visual C ++ 2015 Redistributable Package
- Medium performance PC

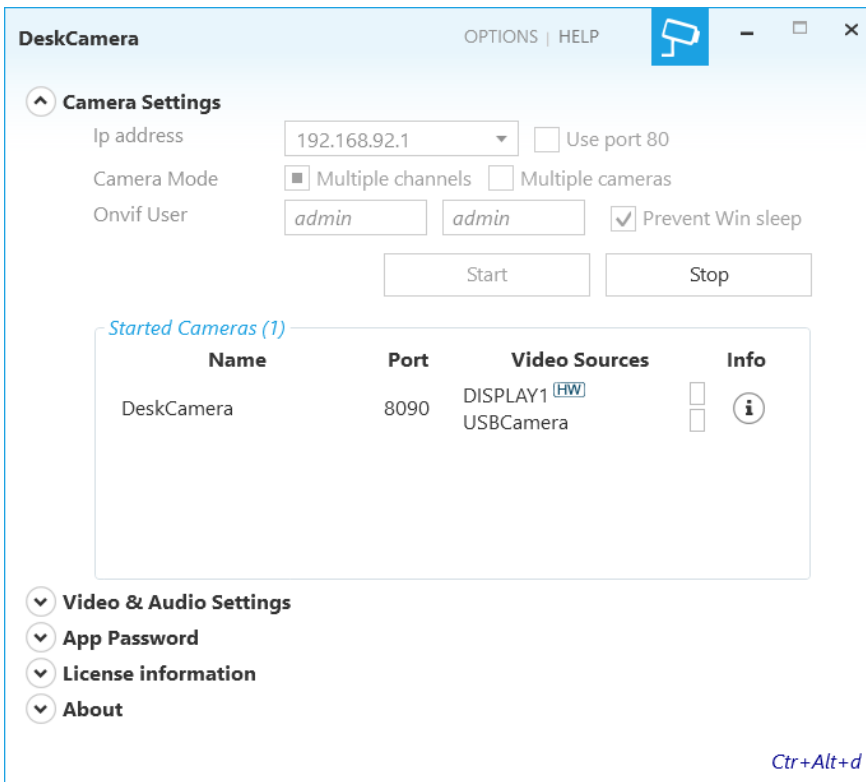
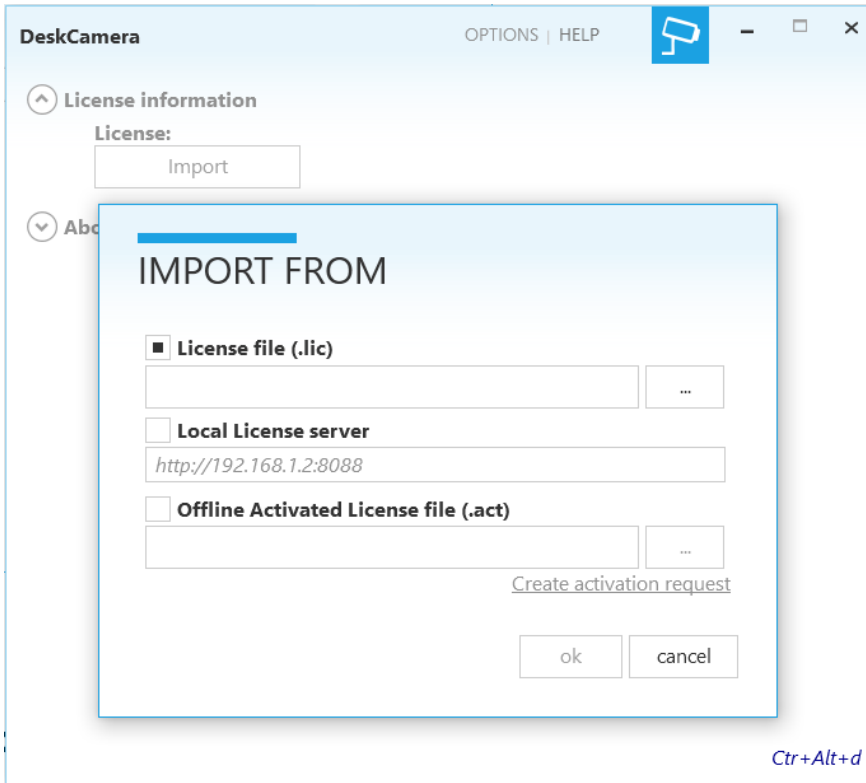
Additional requirements to have hardware accelerated encoding:

- Windows 8 or later
- one of the following:
 - [Intel CPU with Intel QSV \(I3, I5, I7\)](#)
 - [Nvidia GPU with NVENC](#)
 - [AMD GPU with VCE](#)

Installation

The latest version of DeskCamera is always available on this page <https://www.deskcamera.com/download/>. The installation and configuring process of DeskCamera is very simple -user only needs to run the installation package, activate DeskCamera license and use Milestone XProtect for finding DeskCamera camera instance. Here is a video with the all steps: <https://youtu.be/UqbQr9q0owQ>





Troubleshooting

Use DeskCamera [helpdesk portal and knowledgebase](#) to find the answers for the most questions or submit a support ticket

DESKCAMERA BALTIC OU

<https://www.deskcamera.com/>

ABOUT MILESTONE

Milestone Systems is a leading provider of open platform video management software; technology that helps the world see how to ensure safety, protect assets and increase business efficiency. Milestone enables an open platform community that drives collaboration and innovation in the development and use of network video technology, with reliable and scalable solutions that are proven in more than 150,000 sites worldwide. Founded in 1998, Milestone is a stand-alone company in the Canon Group.

www.milestonesys.com/community/marketplace

