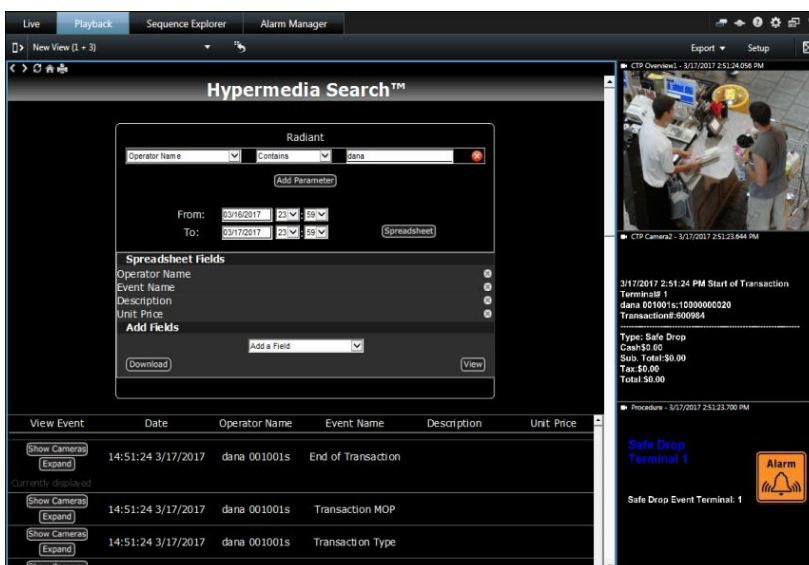




- Unified Security monitoring and analysis platform makes the VMS system the ideal head-end.
- Protect company assets by detecting fraud early in its development stage through analytics.
- Zero in on vulnerabilities where potential theft can occur:
  - Line item voids, employee discounts, no sales, coupon overrides & more.
- User friendly audit investigation tools allow easy setup of transaction categories.
- All POS transactions are time synchronized with all VMS surveillance video.
- Easily bring up multiple camera views of an event during forensic investigations.
- Monitor POS activity locally as well as from a remote site at any time.
- Powerful Hypermedia Search tool links all POS text received with all stored VMS video.
- Select events from the audit spreadsheet to view the transaction and its associated video.
- Set status of events (miss keyed, training, theft, etc.) and export video evidence.

## Monitor POS Transactions

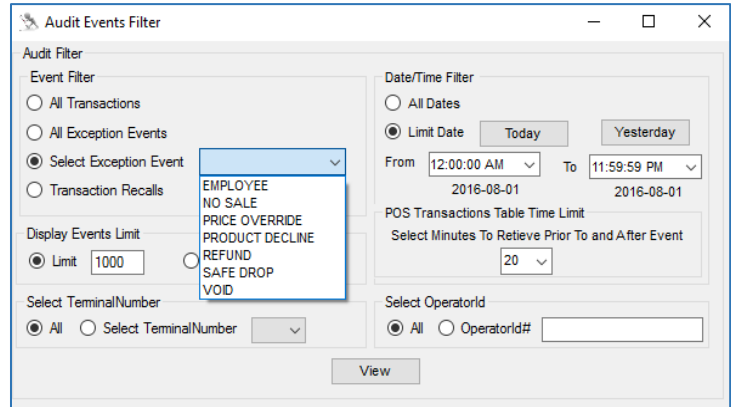


- Reduce losses at the register.
- Minimize operator training by having a common unified interface independent of POS terminals being used.
- Provide visual verification of events.
- Add your own procedures and generate real time alerts.

# Use loss prevention tools to search, find and view events quickly

## 1. Setup Auditing Rules for:

- All Transactions
- All Exception Events
  - Employee Discounts
  - No Sale, Refunds, Voids
  - Manual Coupon Overrides
- Date and Time of interest
  - Today, yesterday
  - Last week , last month
- Select register number or employee ID



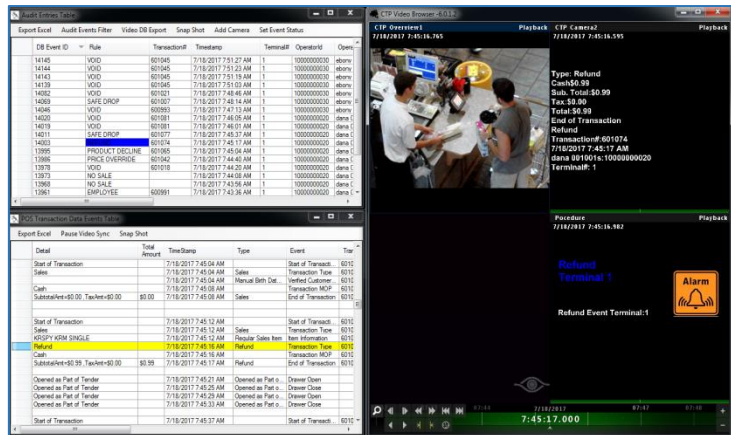
## 2. Select the Rule :

- Click on the rule of interest
- Two events will follow
  - Transaction table will appear with event highlighted.
  - Recorded video of the event will be queued up ready to view.

Audit Entries Table						
Export Excel	Audit Events Filter	Video DB Export	Snap Shot	Add Camera	Set Event Status	
DB Event ID	Rule	Transaction#	Timestamp	Terminal#	OperatorId	
12536	VOID	601045	8/1/2016 9:22:11 PM	3	10000000030	
12535	VOID	601045	8/1/2016 9:22:00 PM	3	10000000030	
12534	VOID	601045	8/1/2016 9:21:49 PM	3	10000000030	
12530	VOID	601045	8/1/2016 9:21:04 PM	3	10000000030	
12473	VOID	601021	8/1/2016 9:14:47 PM	3	10000000030	
12460	SAFE DROP	601007	8/1/2016 9:13:19 PM	3	10000000030	
12437	VOID	600993	8/1/2016 9:10:32 PM	3	10000000030	
12411	VOID	601081	8/1/2016 9:07:23 PM	1	10000000020	
12410	VOID	601081	8/1/2016 9:07:12 PM	1	10000000020	
12402	SAFE DROP	601077	8/1/2016 9:06:06 PM	1	10000000020	

## 3. View your selected events:

- Click on video controls to play video forward, reverse or pause.
- Transaction table is highlighted and increments as video is playing.
- Mark video as theft, valid event, training, miss keyed, etc.
- Export selected events.



## C2P's VMS Integration Platform

*Enables a more efficient use of your existing security investments*

**About C2P Inc.** founded in 2010 with the focus on providing an easy to use VMS integration platform allowing customers to consolidate their existing security investments with their VMS system producing a unified security platform saving time, reducing costs and improving their overall security operation.