



Milestone XProtect Access : Lenel OnGuard Version 3.0 QuickStart

Integration Capability

Product Name	Versions Supported
Lenel OnGuard	7.1 and up
Milestone XProtect®	2016 R3 and up

Lenel OnGuard: Configuration Requirements

Lenel OnGuard must be configured to use Single Sign-On (SSO).

Lenel OnGuard: Licensing Requirements

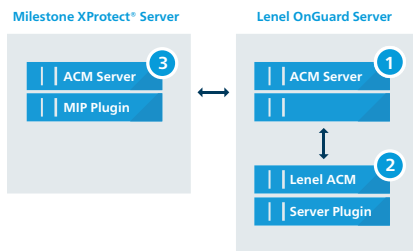
Type of Connection	Lenel OnGuard License Options Needed
DataConduIT	Maximum Number of DataConduIT Clients (SWG-1140) must be ≥ 1
Open Access	Maximum Number of OpenAccess Clients (ITM-MLST-001) must be ≥ 1

Milestone XProtect®: Requirements

Milestone XProtect® Access Plugin <http://Download.milestonesys.com/LenelACM>

Milestone XProtect® Access Licensing

Base License	Part Number: XPA-BL
Device License for each managed door	Part Number: XPA-DL



Installation of 3 independent packages:

Lenel OnGuard server

1. **Milestone.ACMServer.msi**: When prompted, specify the linked Lenel OnGuard SSO as the user.
2. **Milestone.ACMServer.LenelOnGuard.msi**.

Milestone XProtect® Server

3. **Milestone.ACMServer.MipPlugin.msi**.



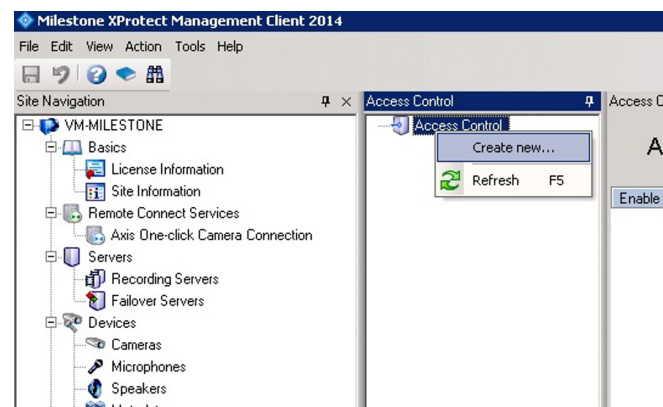
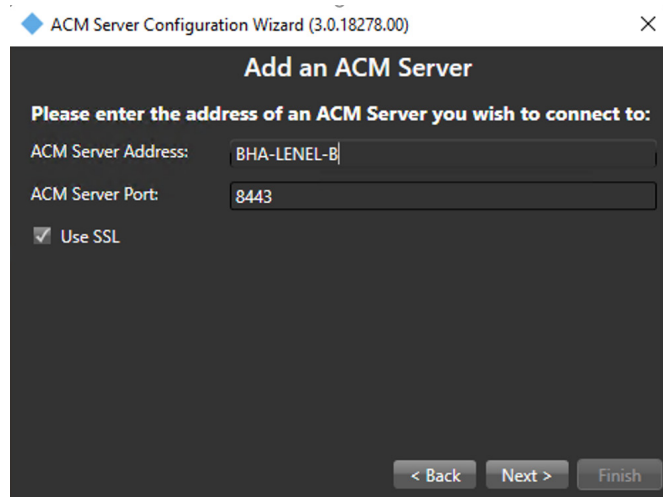
 **Configuration**

Run the ACM Server Configuration Wizard on the Milestone XProtect® Server to deploy the necessary MIP plugin in XProtect®.

For more details see the User Guide.

In the Management Client:

Create an instance of the XProtect Access Level OnGuard server.



 **More Information**

For more information, including details for each of these steps, see the Milestone ACM Level OnGuard User Guide.